

Analysis of Design of Cotton Picking Machine in view of Cotton Fibre Strength

Nikhil Gedam¹

¹Research Scholar (M.Tech), Rasoni College of Engineering affiliated by RTM Nagpur University

Email- nikhilgedam8388@gmail.com

ABSTRACT – The mechanical **cotton picker** is a machine *that* automates cotton harvesting in a way that reduces harvest time and maximizes efficiency. To develop a mechanical cotton picker with the intent on replacing manual labor. The first pickers were only capable of harvesting one row of cotton at a time, but were still able to replace up to forty hand laborers

The current cotton picker is a self-propelled machine that removes cotton lint and seed (seed-cotton) users rows of barbed spindles that rotate at high speed and remove the seed-cotton from the plant. The seed-cotton is then removed from the spindles by a counter-rotating doffer and is then blown up into the basket the plant at up to six rows at a time. The picker or spindle type machine was designed to pick the open cotton from the bolls using spindles, fingers, or prongs, without injuring the plant's foliage and unopened bolls.

In this cotton picking by spindle type machine will result in short fibre content, micronaire and fibre length will indirectly loose the fibre strength quality as compare to hand picking machine. Over come to these problem make a cotton picking machine by suction will made a pressure equal to the hand picking (100gm)

Keywords:-cotton fibre/cotton harvesting/cotton fibre properties/cotton fibre testing/pneumatic cotton picking machine

Introduction

Cotton is primarily grown for its fiber and its reputation and attraction are the natural feel and light weight of cotton fabrics. Heavy competition from synthetic fibers dictates that continued improvement is needed in cotton fiber properties. There is then an opportunity to exploit cotton fiber's advantage and enhance its reputation by improving and preserving its fiber qualities through the growing and processing value chain to match those properties sought by cotton spinners, who require improved fiber properties: longer, stronger, finer, more uniform and cleaner to reduce waste, allow more rapid spinning to reduce production costs and allow better fabric and garment manufacture. Cotton fibers are naturally variable and it is a challenge to manage this variability. Our experience with variability in fiber quality shows a substantial range across seasons and irrigated sites for micronaire (35%), with lesser ranges for length and strength (<7%). Note lint yield had a 58% range across the same data set. If rain-grown systems are included in such an analysis, yield and fiber length have a larger range due to moisture stress. Fiber strength is mostly affected by cultivar unless the fiber is very immature.

To ensure the best realization of fiber quality from a cotton crop, the best combination of cultivar, management, climate and processing is required. For example, if you start with a cultivar with poor fiber quality, there is nothing that can be done with management and processing to make the quality better. However, if you start with a cultivar with good fiber quality traits, there is some insurance against unfavorable conditions but careful management and processing are still required to preserve quality.

Historically there has generally been greater production problems for low micronaire (assume immature) cotton especially when grown in relatively short season production areas having a cooler and wetter finish to the season. The response by cotton breeders can be to select for a higher micronaire in parallel with high yield during cultivar development. Given a negative association between yield and fiber fineness (Price 1990), such a breeding strategy could produce cultivars with coarse and immature fibers – exactly the opposite combination required by spinners. Thus although more difficult, it is clear the breeding strategy should be to ensure selection for intermediate micronaire with fine and mature fibers. Therefore separate measurement of fineness and maturity are important. These require specialized instruments.

There are many measurements of cotton fiber quality and a corresponding range of measuring instruments. The more common instruments in commercial use and in marketing are of the high volume type and this paper will concentrate on values measured on

Uster High Volume Instrumentation (HVI) or equivalent. The range of measurements include fiber length (and its components uniformity, short fiber content); fiber strength (and elongation or extension); fiber micronaire (and fineness and maturity); grade (including color, trash, neps, seed coat fragments). This paper will concentrate on fiber length, fiber strength and micronaire. All other measurements are acknowledged as being important in many circumstances, but we will use length, strength and micronaire to represent the effects that various factors such as cultivar,

management, climate or processing may have on fiber quality. We aim to review opportunities for breeding, management and processing to optimize fiber quality under commercial practice.

Material and methods

Cotton harvesting by machine

spindle-type cotton picking machine, remove the cotton from open bolls

The spindles, which rotate on their axes at a high speed, are attached to a drum that also turns, causing the spindles to enter the plant.

The cotton fibres is wrapped around the moistened spindles and then taken off by a special device called the doffer, from which the cotton is delivered to a large basket carried above the machine. During wrapping of cotton fibre around the spindles bars, fibre was stretched will result in loose in fibre quality in terms of short fibre content. Possibility of increase short fibre content and trash. Result into loses the quality of cotton fibre characteristics;

BASIC FIBRE CHARACTERISTICS:

A textile fibre is a peculiar object. It has not truly fixed length, width, thickness, shape and cross-section. Growth of natural fibres or production factors of manmade fibres are responsible for this situation. An individual fibre, if examined carefully, will be seen to vary in cross-sectional area along its length. This may be the result of variations in growth rate, caused by dietary, metabolic, nutrient-supply, seasonal, weather, or other factors influencing the rate of cell development in natural fibres. Surface characteristics also play some part in increasing the variability of fibre shape. The scales of wool, the twisted arrangement of cotton, the nodes appearing at intervals along the cellulosic natural fibres etc.

Following are the basic characteristics of cotton fibre

- fibre length
- fineness
- strength
- maturity
- Rigidity
- fibre friction
- structural features

STANDARD ATMOSPHERE FOR TESTING:

The atmosphere in which physical tests on textile materials are performed. It has a relative humidity of 65 ± 2 per cent and a temperature of $20 \pm 2^\circ \text{C}$. In tropical and sub-tropical countries, an alternative standard atmosphere for testing with a relative humidity of 65 ± 2 per cent and a temperature of $27 \pm 2^\circ \text{C}$, may be used.

FIBRE LENGTH:

The "length" of cotton fibres is a property of commercial value as the price is generally based on this character. To some extent it is

true, as other factors being equal, longer cottons give better spinning performance than shorter ones. But the length of a cotton is an indefinite quantity, as the fibres, even in a small random bunch of a cotton, vary enormously in length. Following are the various measures of length in use in different countries

- mean length
- upper quartile
- effective length
- Modal length
- 2.5% span length
- 50% span length

Mean length:

It is the estimated quantity which theoretically signifies the arithmetic mean of the length of all the fibres present in a small but representative sample of the cotton. This quantity can be an average according to either number or weight.

Upper quartile length:

It is that value of length for which 75% of all the observed values are lower, and 25% higher.

Effective length:

It is difficult to give a clear scientific definition. It may be defined as the upper quartile of a numerical length distribution eliminated by an arbitrary construction. The fibres eliminated are shorter than half the effective length.

Modal length:

It is the most frequently occurring length of the fibres in the sample and it is related to mean and median for skew distributions, as exhibited by fibre length, in the following way.

$$(\text{Mode}-\text{Mean}) = 3(\text{Median}-\text{Mean})$$

where,

Median is the particular value of length above and below which exactly 50% of the fibres lie.

2.5% Span length:

It is defined as the distance spanned by 2.5% of fibres in the specimen being tested when the fibres are parallelized and randomly distributed and where the initial starting point of the scanning in the test is considered 100%. This length is measured using "DIGITAL FIBROGRAPH".

50% Span length:

It is defined as the distance spanned by 50% of fibres in the specimen being tested when the fibres are parallelized and randomly distributed and where the initial starting point of the scanning in the test is considered 100%. This length is measured using "DIGITAL FIBROGRAPH".

The South India Textile Research Association (SITRA) gives the following empirical relationships to estimate the Effective Length and Mean Length from the Span Lengths.

$$\begin{aligned} \text{Effective length} &= 1.013 \times 2.5\% \text{ Span length} + 4.39 \\ \text{Mean length} &= 1.242 \times 50\% \text{ Span length} + 9.78 \end{aligned}$$

FIBRE LENGTH VARIATION:

Even though, the long and short fibres both contribute towards the length irregularity of cotton, the short fibres are particularly responsible for increasing the waste losses, and cause unevenness and reduction in strength in the yarn spun. The relative proportions of short fibres are usually different in cottons having different mean lengths; they may even differ in two cottons having nearly the

same mean fibre length, rendering one cotton more irregular than the other. It is therefore important that in addition to the fibre length of a cotton, the degree of irregularity of its length should also be known. Variability is denoted by any one of the following attributes

1. Co-efficient of variation of length (by weight or number)
2. irregularity percentage
3. Dispersion percentage and percentage of short fibres
4. Uniformity ratio

Uniformity ratio is defined as the ratio of 50% span length to 2.5% span length expressed as a percentage. Several instruments and methods are available for determination of length. Following are some

- shirley comb sorter
- Baer sorter
- A.N. Stapling apparatus
- Fibrograph

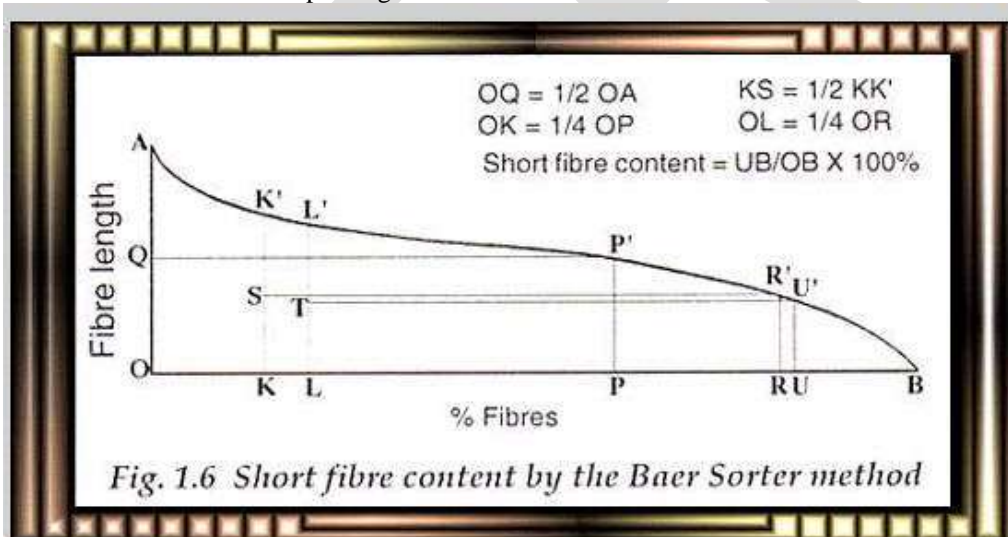
$$\text{uniformity ratio} = \left(\frac{50\% \text{ span length}}{2.5\% \text{ span length}} \right) \times 100$$
$$\text{uniformity index} = \left(\frac{\text{mean length}}{\text{upper half mean length}} \right) \times 100$$

SHORT FIBRES:

The negative effects of the presence of a high proportion of short fibers is well known. A high percentage of short fibres is usually associated with,

- Increased yarn irregularity and ends down which reduce quality and increase processing costs
- Increased number of neps and slubs which is detrimental to the yarn appearance
- Higher fly liberation and machine contamination in spinning, weaving and knitting operations.
- Higher wastage in combing and other operations.

While the detrimental effects of short fibres have been well established, there is still considerable debate on what constitutes a 'short fibre'. In the simplest way, short fibres are defined as those fibres which are less than 12 mm long. Initially, an estimate of the short fibres was made from the staple diagram obtained in the Baer Sorter method



$$\text{Short fibre content} = \left(\frac{UB}{OB} \right) \times 100$$

While such a simple definition of short fibres is perhaps adequate for characterising raw cotton samples, it is too simple a definition to use with regard to the spinning process. The setting of all spinning machines is based on either the staple length of fibres or its equivalent which does not take into account the effect of short fibres. In this regard, the concept of 'Floating Fibre Index' defined by

Hertel (1962) can be considered to be a better parameter to consider the effect of short fibres on spinning performance. Floating fibres are defined as those fibres which are not clamped by either pair of rollers in a drafting zone.

Floating Fibre Index (FFI) was defined as

$$FFI = ((2.5\% \text{ span length}/\text{mean length})-1) \times 100$$

The proportion of short fibres has an extremely great impact on yarn quality and production. The proportion of short fibres has increased substantially in recent years due to mechanical picking and hard ginning. In most of the cases the absolute short fibre proportion is specified today as the percentage of fibres shorter than 12mm. Fibrograph is the most widely used instrument in the textile industry, some information regarding fibrograph is given below.

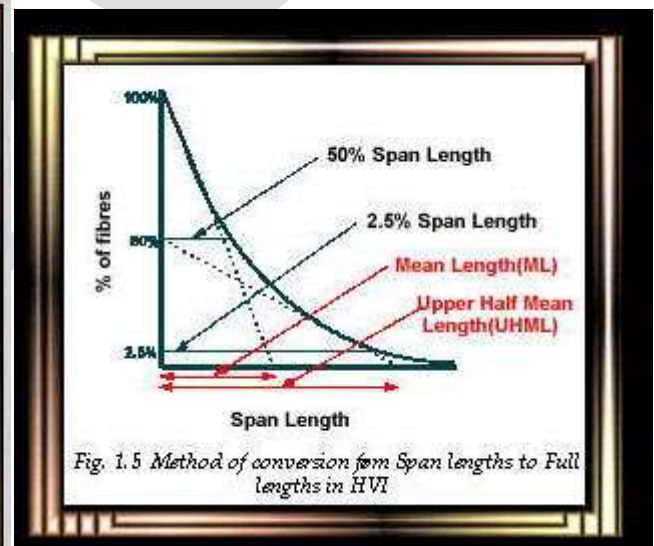
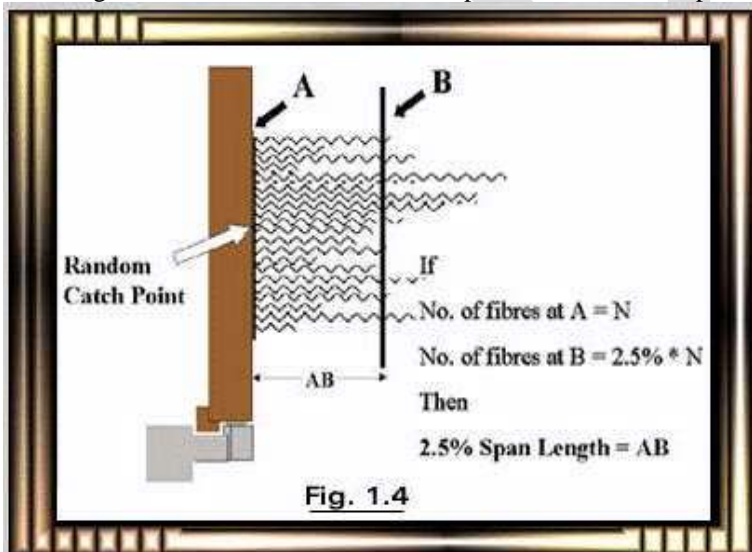
FIBROGRAPH:

Fibrograph measurements provide a relatively fast method for determining the length uniformity of the fibres in a sample of cotton in a reproducible manner.

Results of fibrograph length test do not necessarily agree with those obtained by other methods for measuring lengths of cotton fibres because of the effect of fibre crimp and other factors.

Fibrograph tests are more objective than commercial staple length classifications and also provide additional information on fibre length uniformity of cotton fibres. The cotton quality information provided by these results is used in research studies and quality surveys, in checking commercial staple length classifications, in assembling bales of cotton into uniform lots, and for other purposes.

Fibrograph measurements are based on the assumptions that a fibre is caught on the comb in proportion to its length as compared to total length of all fibres in the sample and that the point of catch for a fibre is at random along its length.



FIBRE FINENESS:

Fibre fineness is another important quality characteristic which plays a prominent part in determining the spinning value of cottons. If the same count of yarn is spun from two varieties of cotton, the yarn spun from the variety having finer fibres will have a larger number of fibres in its cross-section and hence it will be more even and strong than that spun from the sample with coarser fibres.

Fineness denotes the size of the cross-section dimensions of the fibre. AS the cross-sectional features of cotton fibres are irregular, direct determination of the area of cro-section is difficult and laborious. The Index of fineness which is more commonly used is the linear density or weight per unit length of the fibre. The unit in which this quantity is expressed varies in different parts of the world. The common unit used by many countries for cotton is microgrammes per inch and the various air-flow instruments developed for measuring fibre fineness are calibrated in this unit.

Following are some methods of determining fibre fineness.

- gravimetric or dimensional measurements
- air-flow method
- vibrating string method

Some of the above methods are applicable to single fibres while the majority of them deal with a mass of fibres. As there is considerable variation in the linear density from fibre to fibre, even amongst fibres of the same seed, single fibre methods are time-consuming and laborious as a large number of fibres have to be tested to get a fairly reliable average value.

It should be pointed out here that most of the fineness determinations are likely to be affected by fibre maturity, which is an another important characteristic of cotton fibres.

AIR-FLOW METHOD(MICRONAIRE INSTRUMENT):

The resistance offered to the flow of air through a plug of fibres is dependent upon the specific surface area of the fibres. Fineness tester have been evolved on this principle for determining fineness of cotton. The specific surface area which determines the flow of air through a cotton plug, is dependent not only upon the linear density of the fibres in the sample but also upon their maturity. Hence the micronaire readings have to be treated with caution particularly when testing samples varying widely in maturity.

In the micronaire instrument, a weighed quantity of 3.24 gms of well opened cotton sample is compressed into a cylindrical container of fixed dimensions. Compressed air is forced through the sample, at a definite pressure and the volume-rate of flow of air is measured by a rotometer type flowmeter. The sample for Micronaire test should be well opened cleaned and thoroughly mixed(by hand fluffing and opening method). Out of the various air-flow instruments, the Micronaire is robust in construction, easy to operate and presents little difficulty as regards its maintenance.

FIBRE MATURITY:

Fibre maturity is another important characteristic of cotton and is an index of the extent of development of the fibres. As is the case with other fibre properties, the maturity of cotton fibres varies not only between fibres of different samples but also between fibres of the same seed. The causes for the differences observed in maturity, is due to variations in the degree of the secondary thickening or deposition of cellulose in a fibre.

A cotton fibre consists of a cuticle, a primary layer and secondary layers of cellulose surrounding the lumen or central canal. In the case of mature fibres, the secondary thickening is very high, and in some cases, the lumen is not visible. In the case of immature fibres, due to some physiological causes, the secondary deposition of cellulose has not taken sufficiently and in extreme cases the secondary thickening is practically absent, leaving a wide lumen throughout the fibre. Hence to a cotton breeder, the presence of excessive immature fibres in a sample would indicate some defect in the plant growth. To a technologist, the presence of excessive percentage of immature fibres in a sample is undesirable as this causes excessive waste losses in processing lowering of the yarn appearance grade due to formation of neps, uneven dyeing, etc.

An immature fibre will show a lower weight per unit length than a mature fibre of the same cotton, as the former will have less deposition of cellulose inside the fibre. This analogy can be extended in some cases to fibres belonging to different samples of cotton also. Hence it is essential to measure the maturity of a cotton sample in addition to determining its fineness, to check whether the observed fineness is an inherent characteristic or is a result of the maturity.

DIFFERENT METHODS OF TESTING MATURITY:

MATURITY RATIO:

The fibres after being swollen with 18% caustic soda are examined under the microscope with suitable magnification. The fibres are classified into different maturity groups depending upon the relative dimensions of wall-thickness and lumen. However the procedures followed in different countries for sampling and classification differ in certain respects. The swollen fibres are classed into three groups as follows

1. Normal : rod like fibres with no convolution and no continuous lumen are classed as "normal"
2. Dead : convoluted fibres with wall thickness one-fifth or less of the maximum ribbon width are classed as "Dead"
3. Thin-walled: The intermediate ones are classed as "thin-walled"

A combined index known as maturity ratio is used to express the results.

$$\text{Maturity ratio} = ((\text{Normal} - \text{Dead})/200) + 0.70$$

where,

N - %ge of Normal fibres

D - %ge of Dead fibres

MATURITY CO-EFFICIENT:

Around 100 fibres from Baer sorter combs are spread across the glass slide(maturity slide) and the overlapping fibres are again separated with the help of a teasing needle. The free ends of the fibres are then held in the clamp on the second strip of the maturity slide which is adjustable to keep the fibres stretched to the desired extent. The fibres are then irrigated with 18% caustic soda solution and covered with a suitable slip. The slide is then placed on the microscope and examined. Fibres are classed into the following three categories

1. Mature : (Lumen width "L")/(wall thickness "W") is less than 1
2. Half mature : (Lumen width "L")/(wall thickness "W") is less than 2 and more than 1
3. Immature : (Lumen width "L")/(wall thickness "W") is more than 2

About four to eight slides are prepared from each sample and examined. The results are presented as percentage of mature, half-mature and immature fibres in a sample. The results are also expressed in terms of "Maturity Coefficient"

$$\text{Maturity Coefficient} = (M + 0.6H + 0.4 I)/100 \text{ Where,}$$

M is percentage of Mature fibres

H is percentage of Half mature fibres

I is percentage of Immature fibres

If maturity coefficient is

- less than 0.7, it is called as immature cotton
- between 0.7 to 0.9, it is called as medium mature cotton
- above 0.9, it is called as mature cotton

AIR FLOW METHOD FOR MEASURING MATURITY:

There are other techniques for measuring maturity using Micronaire instrument. As the fineness value determined by the Micronaire is dependent both on the intrinsic fineness(perimeter of the fibre) and the maturity, it may be assumed that if the intrinsic fineness is constant then the Micronaire value is a measure of the maturity

DYEING METHODS:

Mature and immature fibers differ in their behaviour towards various dyes. Certain dyes are preferentially taken up by the mature fibres while some dyes are preferentially absorbed by the immature fibres. Based on this observation, a differential dyeing technique was developed in the United States of America for estimating the maturity of cotton. In this technique, the sample is dyed in a bath

containing a mixture of two dyes, namely Diphenyl Fast Red 5 BL and Chlorantine Fast Green BLL. The mature fibres take up the red dye preferentially, while the thin walled immature fibres take up the green dye. An estimate of the average of the sample can be visually assessed by the amount of red and green fibres.

FIBRE STRENGTH:

The different measures available for reporting fibre strength are

1. breaking strength
2. tensile strength and
3. tenacity or intrinsic strength

Coarse cottons generally give higher values for fibre strength than finer ones. In order, to compare strength of two cottons differing in fineness, it is necessary to eliminate the effect of the difference in cross-sectional area by dividing the observed fibre strength by the fibre weight per unit length. The value so obtained is known as "INTRINSIC STRENGTH or TENACITY". Tenacity is found to be better related to spinning than the breaking strength.

The strength characteristics can be determined either on individual fibres or on bundle of fibres.

SINGLE FIBRE STRENGTH:

The tenacity of fibre is dependent upon the following factors

chain length of molecules in the fibre orientation of molecules size of the crystallites distribution of the crystallites gauge length used the rate of loading type of instrument used and atmospheric conditions

The mean single fibre strength determined is expressed in units of "grams/tex". As it is seen the the unit for tenacity has the dimension of length only, and hence this property is also expressed as the "BREAKING LENGTH", which can be considered as the length of the specimen equivalent in weight to the breaking load. Since tex is the mass in grams of

Uniformity

Length uniformity is the ratio between the mean length and the upper half mean length of the cotton fibres within a sample. It is measured on the same beards of cotton that are used for measuring fibre length and is reported as a percentage. The higher the percentage, the greater the uniformity. If all the fibres in the sample were of the same length, the mean length and the upper half mean length would be the same, and the uniformity index would be 100. The following tabulation can be used as a guide in interpreting length uniformity results. Measurements are performed by HVI. Cotton with a low uniformity index is likely to have a high percentage of short fibres and may be difficult to process

Length uniformity index

Descriptive Designation	Length Uniformity
Very Low	Below 77
Low	77 - 79
Average	80 - 82
High	83 - 85
Very High	Above 85

Result

Length, uniformity ratio, elongation, strength and Micronaire,

Can be determined about a cotton fiber by analyzing its basic characteristics by HVI-900 testing machine

Cotton harvested by hand is tested by hvi-900 with gossypium hirsutum sample as follows

property	S1	S2	S3	S4	S5
Length,mm	30.1	29.9	29.87	30.5	30.2
Uniformity,%	54.20	53.21	53.9	50.9	52.9
Strength,g/tex	29.20	28.9	29.1	29.5	27.65
elongation	5.6	5.8	5.0	5.4	5.3
s.f.i %	9.2	9.7	9.2	9.4	9.0
micronaire	4.5	4.5	4.4	4.5	4.4

Cotton harvested by machine is tested by hvi-900 with gossypium hirsutum sample as follows

property	S1	S2	S3	S4	S5
Length,mm	26.9	26.4	27.2	27	26.93
Uniformity,%	51	50.3	51.2	51.30	50.15
Strength,g/tex	26.2	26.8	26.9	27.10	26.44
elongation	5.4	5.6	4.7	5.1	5.0
s.f.i %	13.0	12.9	12.60	12.90	12.55
micronaire	4.1	4.1	4.0	4.2	4.0

conclusion

The purpose of this study was to evaluate the impact of harvesting method on the cotton fibre quality Although it is practical to use a spindle harvester designed to pick cotton from wider row spacing's to harvest cotton planted in rows, will damage the quality of fibre compare to hand picking .for overcome to this problem cotton is harvested with near about same picking pressure as impart in hand picking for that purpose developed a pneumatic cotton picking machine by suction mechanism to pick a cotton with good quality.

REFERENCES:

- [1] Determination of Variety Effect of a Simple Cotton Picking Machine on Design Parameters M. Bülent COŞKUN' Geliş Tarihi: 12.07.2002
- [2] Quantitation of Fiber Quality and the Cotton Production-Processing Interface: A Physiologist's Perspective; Judith M. Bradow* and Gayle H. Davidonis
- [3] The Effect of Harvesting Procedures on Fiber and Yarn Quality of Ultra-Narrow-Row Cotton; David D. McAlister III* and Clarence D. Rogers
- [4] Harvesting of cotton residue for energy production ,T.A. Gemtosa, *, Th. Tsiricoglou b, Laboratory of Farm Mechanisation, University of Thessaly, Pedio Areos, 38334 Volos, Greece TEI of Larissa, 41110 Larissa, Greece
- [5] . Physiological Cost Analysis for the Operation of Knapsack Cotton Picker in India, M. MUTHAMILSELVAN, K. RANGASAMY, R. MANIAN AND K. KATHIRVEL; *Karnataka J. Agric. Sci.*,19(3): (622-627) 2006
- [6] RECENT ADVANCES IN GINNING FOR LOWERING COST AND IMPROVING OF EFFICIENCY; M.K. Sharma and Lav Bajaj, Bajaj Steel Industries Limited, Nagpur, India
- [7] Mechanical Cotton Harvesting harvesting costs, value of field waste and grade-loss contribute to economics of machine-picking of cotton; Warren R. Bailey, Agricultural Economist, Bureau of Agricultural Economics, United States Department of Agriculture
- [8] Assessing Cotton Fiber Maturity and Fineness by Image Analysis; Ghith Adel¹, Fayala Fatem², Abdeljelil Radhia¹; ¹National Engineering School of Monastir, Monastir, TUNISIA ;Laboratoire des Etudes des Systèmes Thermiques et Energétiques, LESTE, ENIM, TUNISIA
- [9] Evaluation of cotton fiber maturity measurements; Dev R. Paudela, Eric F. Hequeta,b,*, Noureddine Abidi; Fiber and Biopolymer Research Institute, Texas Tech University, Lubbock, TX 79409, USA

- [10] A Different Approach to Generating the Fibrogram from Fiber-length-array Data Part I: Theory; R.S. Krowicki, J.M. Hemstreet*, and K.E. Duckett; Southern Regional Research Center, ARS, USDA, New Orleans, LA, USA; The University of Tennessee, Knoxville, TN, USA; Received 19.11.1992 Accepted for publication 29.2.1996
- [11] Physical and mechanical testing of textiles; X WANG, X LIU and C HURREN, Deakin University, Australia
- [12]. Relationships Between Micronaire, Fineness, and Maturity; Part I. Fundamentals; Joseph G. Montalvo, Jr.; *The Journal of Cotton Science* 9:81–88 (2005)

IJERGS